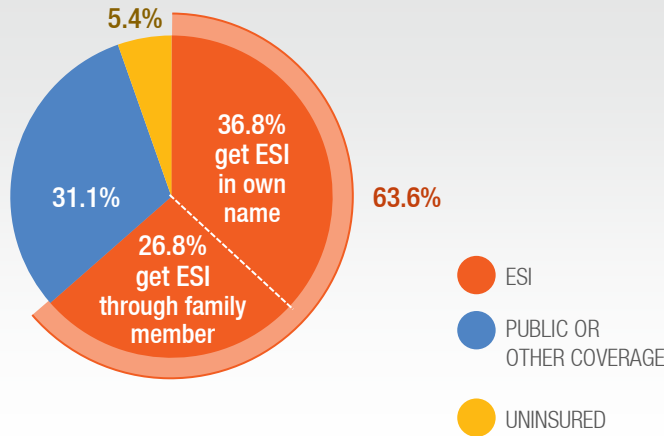


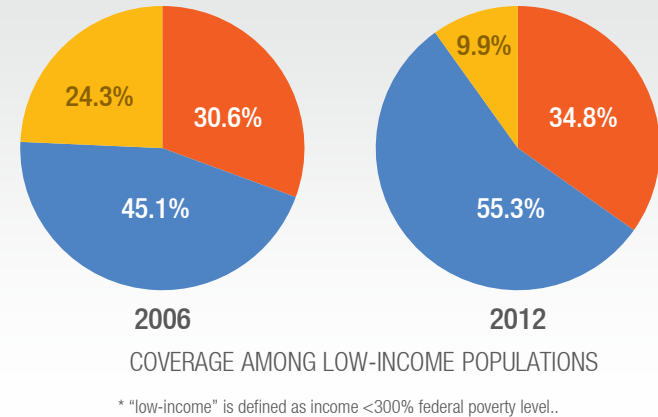
# HEALTH INSURANCE COVERAGE AMONG NONELDERLY ADULTS IN MASSACHUSETTS

Source: Massachusetts Health Reform Survey, 2012

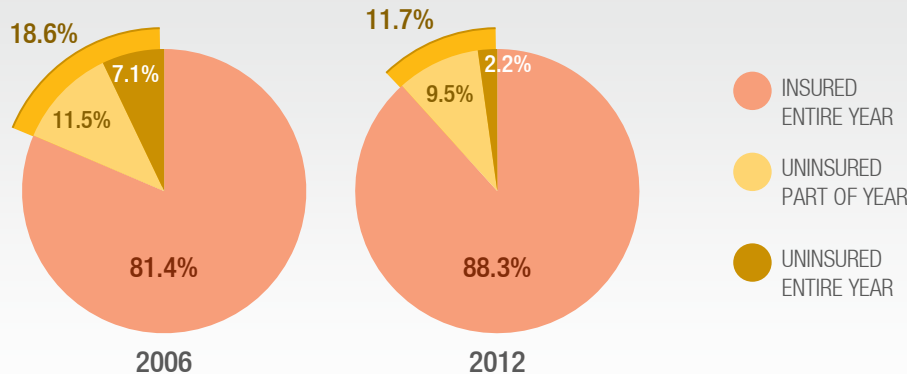
In 2012, gains in health insurance coverage achieved under MA reforms persisted, with nearly 95% of nonelderly adults covered. The vast majority of those covered have **EMPLOYER SPONSORED INSURANCE (ESI)**.



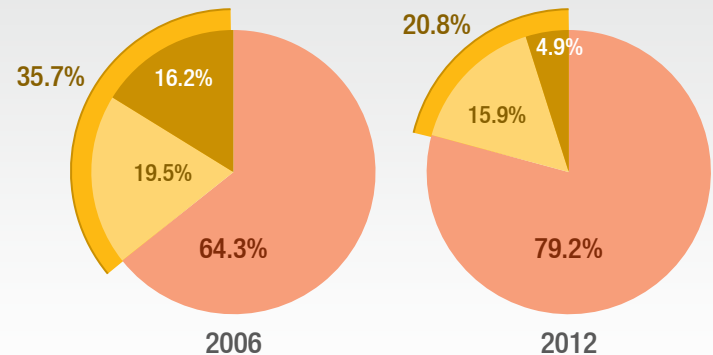
The gains in health insurance coverage in Massachusetts were most striking for **LOW-INCOME\* NONELDERLY ADULTS**.



While **ADULTS WITH A CHRONIC HEALTH CONDITION** are more likely to be covered for the entire year, there continue to be nearly 12 percent who are uninsured for some or all of the year, which may jeopardize management of their chronic disease.



More **LOW-INCOME NONELDERLY ADULTS** have coverage for the entire year, and the proportion who are persistently uninsured has declined. However, there remain more than 20 percent who experience gaps in coverage.



LENGTH OF COVERAGE AMONG ADULTS WITH A CHRONIC HEALTH CONDITION\*\*

LENGTH OF COVERAGE AMONG LOW-INCOME POPULATIONS

\*\* "chronic health condition" is defined as at least one of the following: hypertension or high blood pressure; heart disease or congestive heart failure; diabetes; asthma; or any other chronic or long-term health condition or problem.